

## April 2022 Results Update

Now in its third year, the Physician Assistant College Admissions Test (PA-CAT) has been taken by many hundreds of PA school applicants.<sup>1</sup> The 240-item exam (200 scored questions) assesses candidate knowledge and application in nine pre-requisite subjects often required for admission to PA school.

### PA-CAT Subjects and Item Count

Subject	Percentage	Number of Items
Anatomy	16%	39
Physiology	16%	39
Chemistry	16%	38
General Biology	11%	26
Microbiology	11%	26
Genetics	11%	26
Biochemistry	5%	12
Behavioral Sciences	9%	22
Statistics	5%	12
<b>Total</b>	<b>100%</b>	<b>240</b>

To account for variances in test forms and to allow for accurate score comparisons over time, PA-CAT exam scores are scaled using Rasch modeling.<sup>2</sup> For statistical accuracy, scores are presented as a single composite score and sub-scores covering the domains of Chemistry, Anatomy and Physiology & Biology. Individual results for Genetics, Behavioral Sciences and Statistics with fewer test items are not reported except as part of the composite score.

#### Candidate Name: Fname Lname

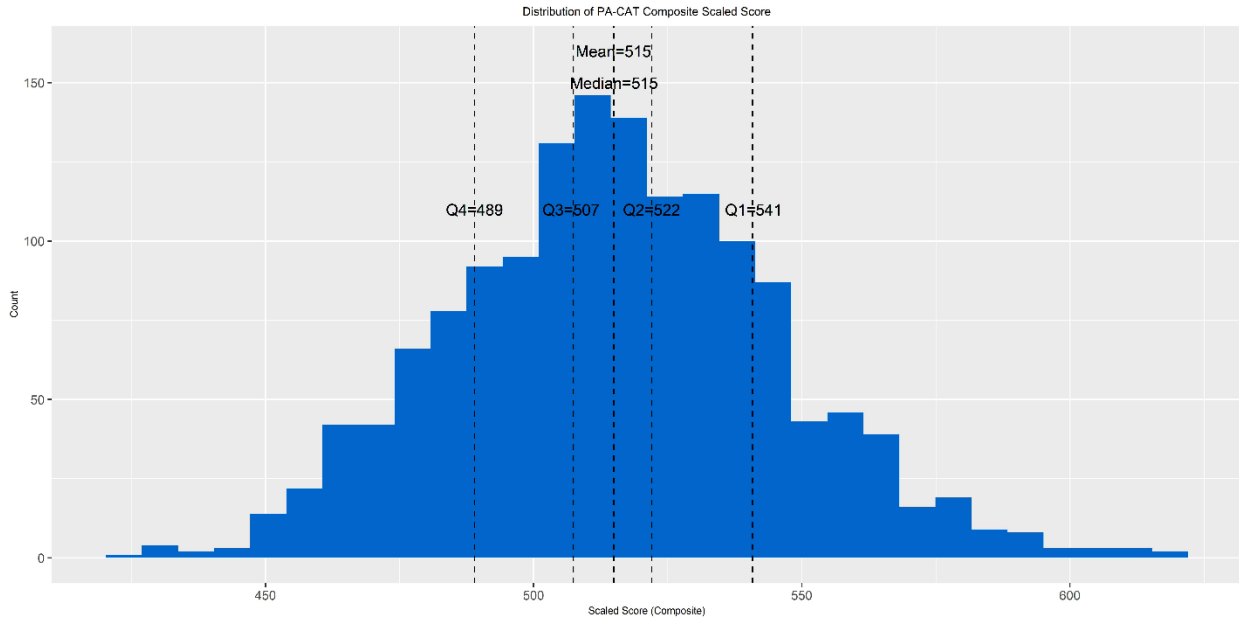
Current Test Date	Score	Anatomy and Physiology	Biology*	Chemistry**	Composite***
August 15, 2020	SS	414	402	410	412
	PR	53	55	55	62

<sup>1</sup> The results presented in this report are from a cohort of just under 1500 candidates.

<sup>2</sup> Scaled Scores (SS) range from 200 to 800 and are the total number of items answered correctly converted into a standardized scale to account for variances in test form difficulty and allowing for more accurate comparisons over time.

In this report we present recent results covering nearly 1500 candidates, presented both visually and statistically. Recent analysis shows a Chronbach's Alpha reliability score of .91 which is within the acceptable range of a standardized exam such as the PA-CAT.

### Composite Scaled Score Distribution

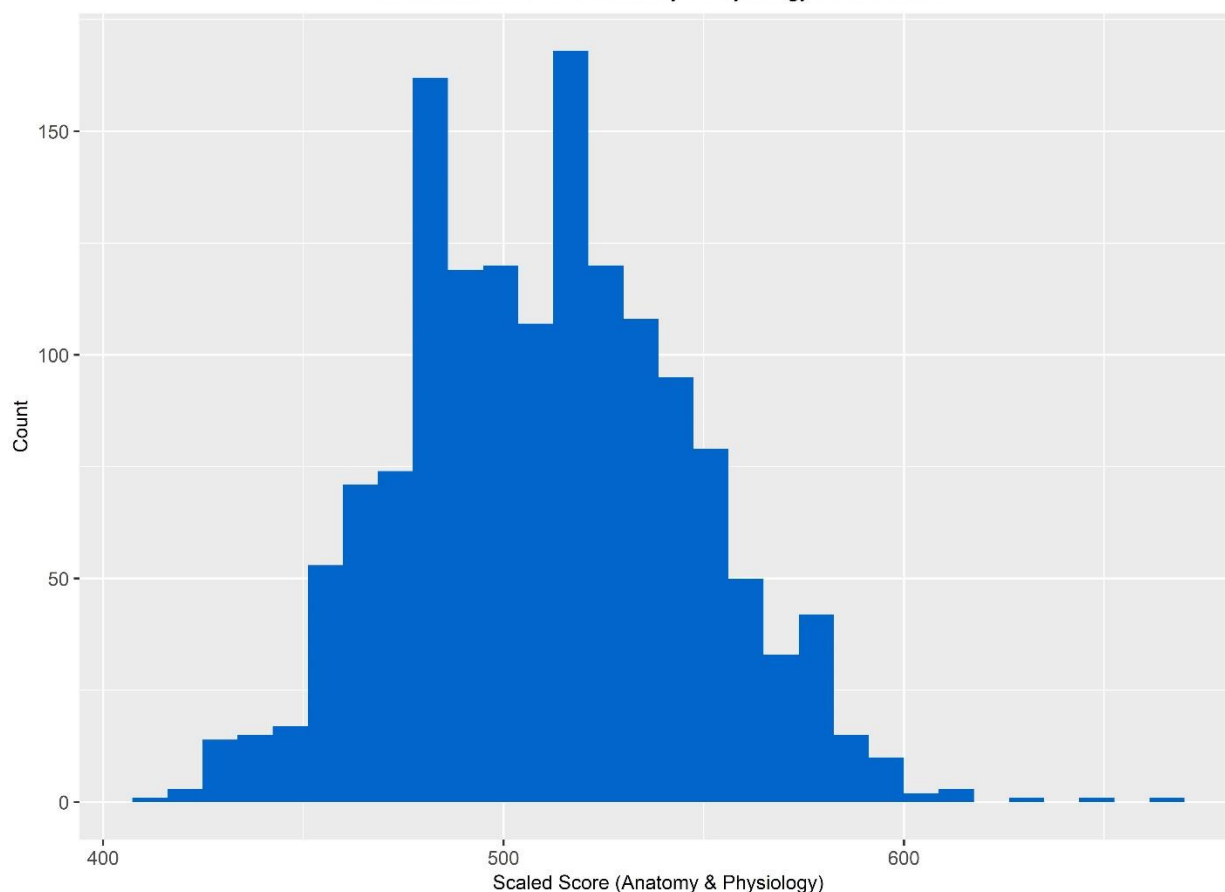


Composite Scaled	
n=	1487
Mean	514.9
Standard Deviation	32.3
Median	515
Minimum Scaled Score	200
Maximum Scaled Score	618
Range	418
Degree of Skewness	-0.66
Degree of Kurtosis	6.77

Composite Quintile Ranking		
Scaled Score	Quintile Rank	Description
540 and above	1	Top 20%
522 - 539	2	
507 - 521	3	
489 - 506	4	
488 and below	5	Bottom 20%

For statistical reliability, candidate rankings are grouped by quintiles rather than individual rankings. Over time, as the total number of test takers increases, more granular rankings such as deciles or individual rankings will be provided.

Distribution of PA-CAT Anatomy & Physiology Scaled Score

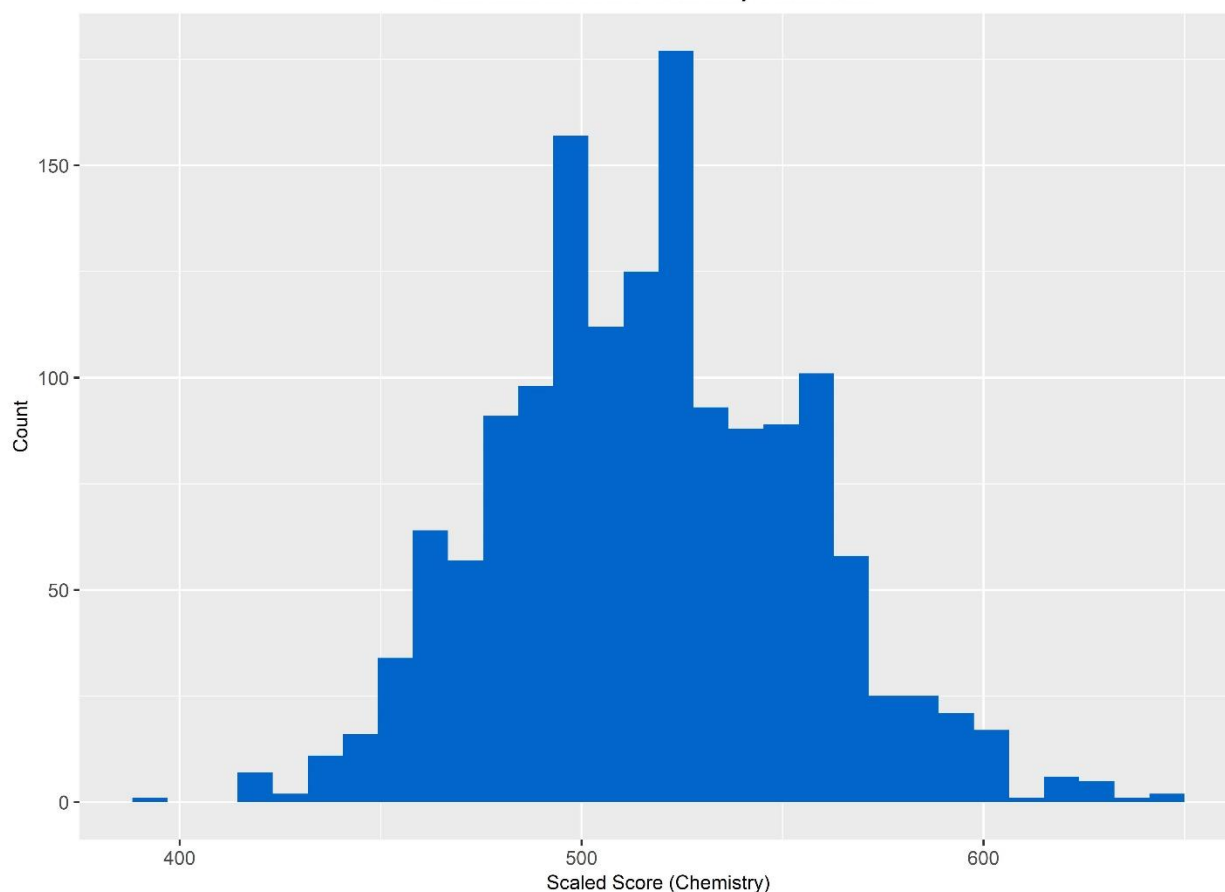


SS Anatomy and Physiology	
n=	1487
Mean	510.8
Standard Deviation	37.3
Median	509
Minimum Scaled Score	216
Maximum Scaled Score	662
Range	446
Degree of Skewness	-0.2
Degree of Kurtosis	2.39

Anatomy and Physiology Quintile Ranking		
Scaled Score	Quintile Rank	Description
541 and above	1	Top 20%
521 - 540	2	
498 - 520	3	
479 - 497	4	
478 and below	5	Bottom 20%

Anatomy and physiology, because of their importance and prominence as PA school pre-requisite, collectively receive the most weighting, comprising a total of 78 test items.

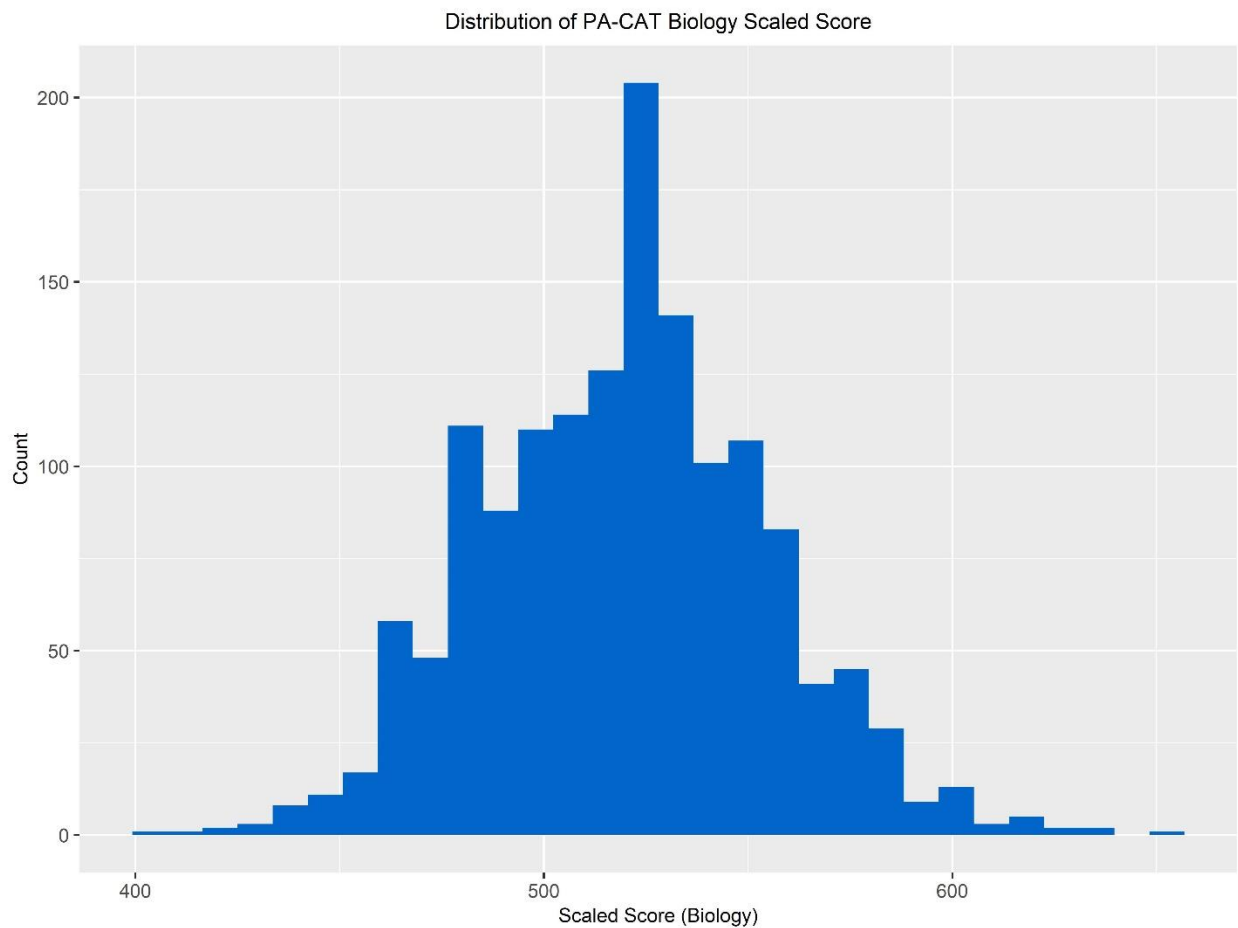
Distribution of PA-CAT Chemistry Scaled Score



SS Chemistry	
n=	1487
Mean	516.7
Standard Deviation	40.0
Median	513
Minimum Scaled Score	228
Maximum Scaled Score	649
Range	421
Degree of Skewness	-0.51
Degree of Kurtosis	4.98

Chemistry Quintile Ranking		
Scaled Score	Quintile Rank	Description
547 and above	1	Top 20%
526 - 546	2	
507 - 525	3	
485 - 506	4	
484 and below	5	Bottom 20%

The chemistry group consists of general chemistry and biochemistry and, collectively, is the third most heavily weighted subject domain found on the PA-CAT.



SS Biology	
<b>n=</b>	<b>1487</b>
<b>Mean</b>	<b>519.3</b>
<b>Standard Deviation</b>	<b>36.0</b>
<b>Median</b>	<b>520</b>
<b>Minimum Scaled Score</b>	<b>205</b>
<b>Maximum Scaled Score</b>	<b>654</b>
<b>Range</b>	<b>449</b>
<b>Degree of Skewness</b>	<b>-0.47</b>
<b>Degree of Kurtosis</b>	<b>4.29</b>

Biology Quintile Ranking		
Scaled Score	Quintile Rank	Description
547 and above	1	Top 20%
527 - 546	2	
512 - 526	3	
489 - 511	4	
488 and below	5	Bottom 20%

The biology component, the second most heavily weighted subject group, consists of general biology and microbiology.

## **Additional PA-CAT Information**

### **General PA-CAT Resources and Information:**

<https://www.pa-cat.com/resources/>

### **Summary of Research Activities:**

<https://www.pa-cat.com/research-abstracts/>

### **Candidate Hub:**

<https://www.pa-cat.com/pa-cat-candidate-page/>

**For information about implementing the PA-CAT at your program please reach out to:**

Jim Pearson, CEO  
Chief Academic Officer  
[jpearson@exammaster.com](mailto:jpearson@exammaster.com)

Claudia Biester, Manager, Client Support and Training  
PA-CAT Implementation Specialist  
[cbiester@exammaster.com](mailto:cbiester@exammaster.com)